


CURVILINEAR

Recessed
Profile
System



Anodized
Aluminium Body



Easy-Install
Interlocking System



Zero Light Leakage
Connections




Any Classic RAL
Housing Colour
(Optional)

CURVILINEAR 5060

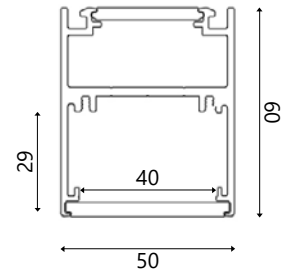
Recessed Profile System

Curvilinear 5060UD (Straight)

DIMENSIONS (MM)



Recessed Mounted Surface Mounted Suspension Mounted	Illumination Type Up & Down	3-Step McAdam
CRI 80 90 90+	DALI	IP20
AL6063-T5 Body & PC Diffuser	5 Years warranty	OPERATION TEMP -20°C to 50°C!
	RoHS	CE



SPECIFICATIONS


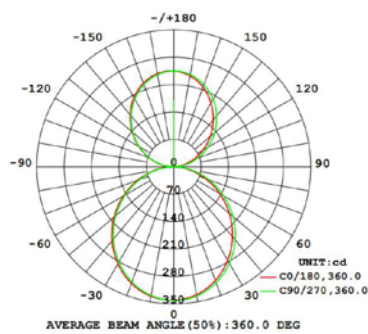
Product Code	Power Usage (W) ±10%	Efficacy (lm/m)	Efficiency (lm/W)	Input Voltage	Illumination Direction
LY-LN-CV5060UD-9.6W-①-②-③-④	9.6	1060	110.4	24V DC	Up & Down

CUSTOMIZABLE SPECIFICATIONS

① Colour Temperature	② Housing Colour	③ Length	④ Dimming
23 (2300K) 27 (2700K) 30 (3000K) 40 (4000K) 50 (5000K) 60 (6000K)	WH (White) BK (Black) SI (Silver)	25 (2500mm) 00 (Customised)	ND (Non-Dim) DA (DALI)

(Example Code Format: LY-LN-CV5060UD-9.6W-23-WH-25-ND)

LIGHT DISTRIBUTION




CURVILINEAR 5060

Recessed Profile System

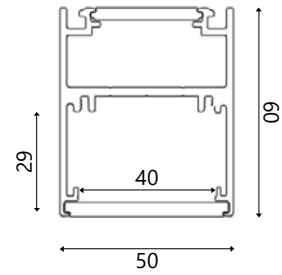
Curvilinear 5060UD

(Curved - \varnothing 1000mm)

DIMENSIONS (MM)



Recessed Mounted Surface Mounted Suspension Mounted	illumination Type Up & Down	3-Step McAdam
CRI 80 90 90+	DALI	OPERATION TEMP -20°C to 50°C!
AL6063-T5 Body & PC Diffuser	5 Years warranty	RoHS CE



SPECIFICATIONS

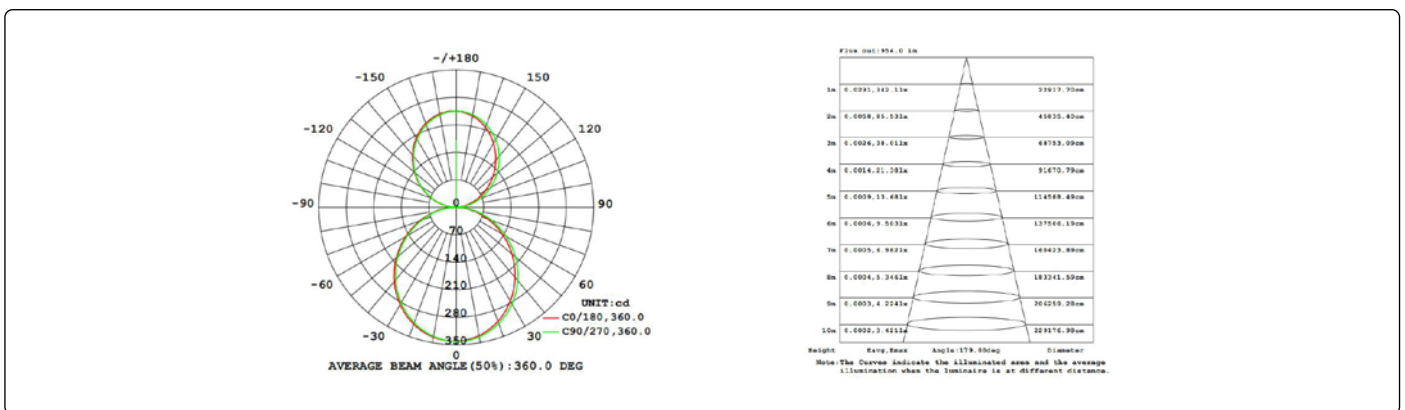
Product Code	Power Usage (W) \pm 10%	Efficacy (lm/m)	Efficiency (lm/W)	Input Voltage	360° Arc Diameter (mm)	Angular Segment
LY-LN-CV5060UD-10-45-7.5W-①-②-③	7.5	820	109.3	24V DC	1000	45°
LY-LN-CV5060UD-10-90-15W-①-②-③	15	1640	109.3	24V DC	1000	90°

CUSTOMIZABLE SPECIFICATIONS

① Colour Temperature	② Housing Colour	③ Dimming
23 (2300K) 27 (2700K) 30 (3000K) 40 (4000K) 50 (5000K) 60 (6000K)	WH (White) BK (Black) SI (Silver)	ND (Non-Dim) DA (DALI)

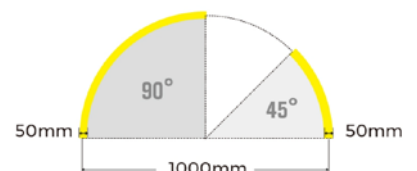
(Example Code Format: LY-LN-CV5060UD-10-45-7.5W-23-WH-ND)

LIGHT DISTRIBUTION



DIMENSIONS (MM)

Product Code	Angular Segment	Segment Radius	Segment Circumference
LY-LN-CV5060UD-10-45-7.5W	45°	500mm	393mm
LY-LN-CV5060UD-10-90-15W	90°	500mm	785mm




CURVILINEAR 5060

Recessed Profile System

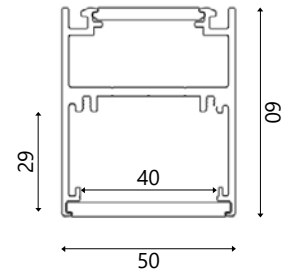
Curvilinear 5060UD

(Curved - Ø1500mm)

DIMENSIONS (MM)



Recessed Mounted Surface Mounted Suspension Mounted	Illumination Type Up & Down	3-Step McAdam
CRI 80 90 90+	DALI	IP20
AL6063-T5 Body & PC Diffuser	5 Years warranty	OPERATION TEMP -20°C to 50°C!
	RoHS	CE



SPECIFICATIONS

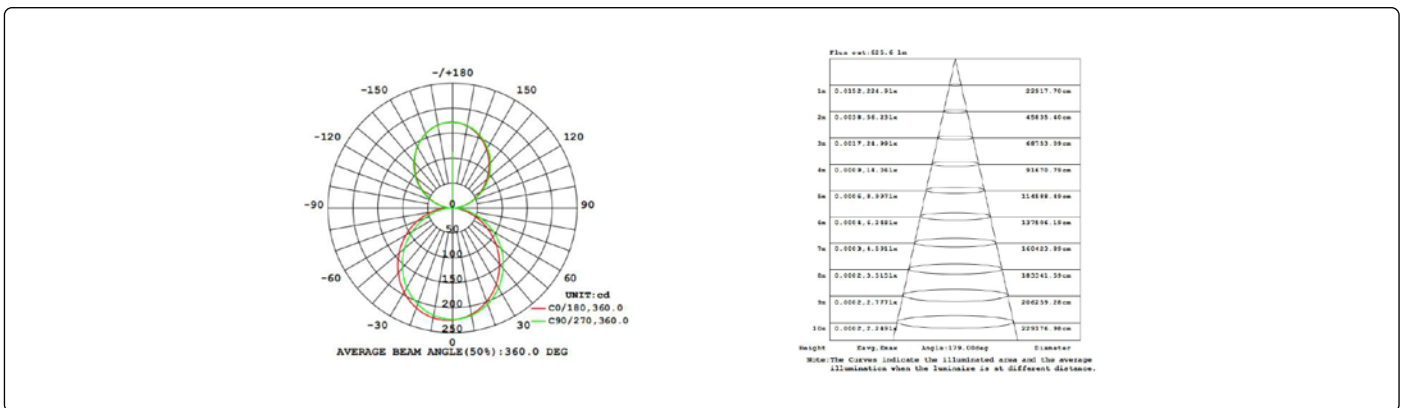
Product Code	Power Usage (W) ±10%	Efficacy (lm/m)	Efficiency (lm/W)	Input Voltage	360° Arc Diameter (mm)	Angular Segment
LY-LN-CV5060UD-15-45-12W-①-②-③	12	1300	108.3	24V DC	1500	45°
LY-LN-CV5060UD-15-90-24W-①-②-③	24	2600	108.3	24V DC	1500	90°

CUSTOMIZABLE SPECIFICATIONS

① Colour Temperature	② Housing Colour	③ Dimming
23 (2300K) 27 (2700K) 30 (3000K) 40 (4000K) 50 (5000K) 60 (6000K)	WH (White) BK (Black) SI (Silver)	ND (Non-Dim) DA (DALI)

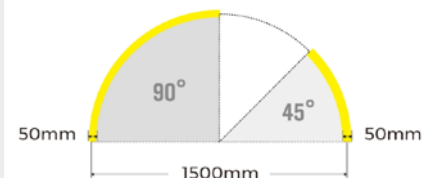
(Example Code Format: LY-LN-CV5060UD-15-45-7.5W-23-WH-ND)

LIGHT DISTRIBUTION



DIMENSIONS (MM)

Product Code	Angular Segment	Segment Radius	Segment Circumference
LY-LN-CV5060UD-15-45-12W	45°	750mm	589mm
LY-LN-CV5060UD-15-90-24W	90°	750mm	1178mm




CURVILINEAR 5060

Recessed Profile System

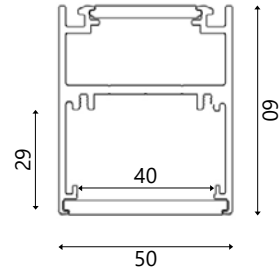
Curvilinear 5060UD

(Curved - \varnothing 3000mm)

DIMENSIONS (MM)



Recessed Mounted Surface Mounted Suspension Mounted	Illumination Type Up & Down	3-Step McAdam
CRI 80 90 90+	DALI	IP20
AL6063-T5 Body & PC Diffuser	5 Years warranty	OPERATION TEMP -20°C to 50°C!
	RoHS	CE



SPECIFICATIONS

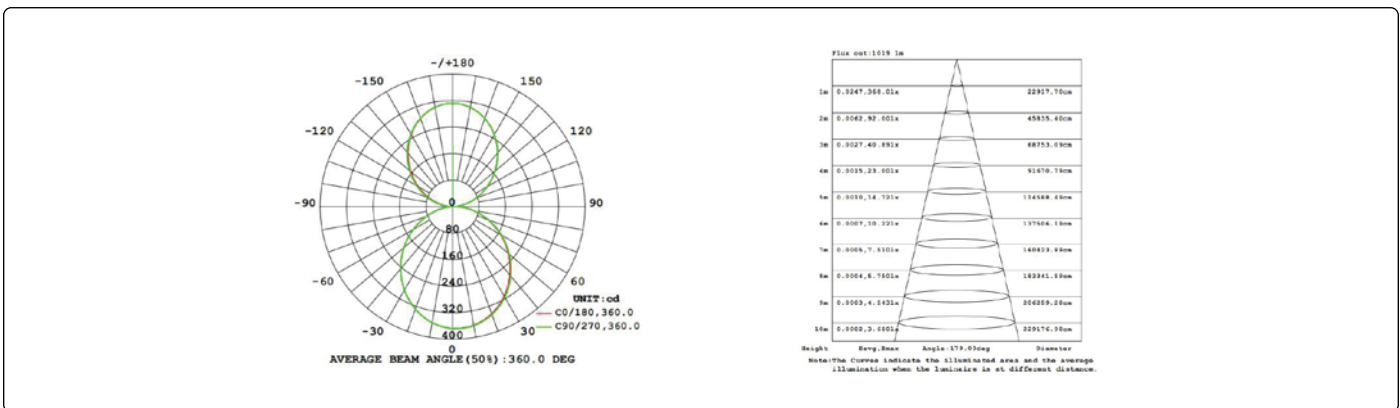
Product Code	Power Usage (W) \pm 10%	Efficacy (lm/m)	Efficiency (lm/W)	Input Voltage	360° Arc Diameter (mm)	Angular Segment
LY-LN-CV5060UD-30-45-12W-①-②-③	12	1300	108.3	24V DC	3000	45°

CUSTOMIZABLE SPECIFICATIONS

① Colour Temperature	② Housing Colour	③ Dimming
23 (2300K) 27 (2700K) 30 (3000K) 40 (4000K) 50 (5000K) 60 (6000K)	WH (White) BK (Black) SI (Silver)	ND (Non-Dim) DA (DALI)

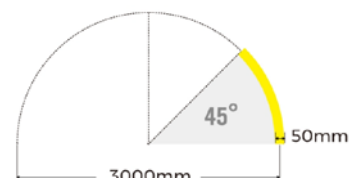
(Example Code Format: LY-LN-CV5060UD-30-45-7.5W-23-WH-ND)

LIGHT DISTRIBUTION



DIMENSIONS (MM)

Product Code	Angular Segment	Segment Radius	Segment Circumference
LY-LN-CV5060UD-30-45-12W	45°	1500mm	1178mm



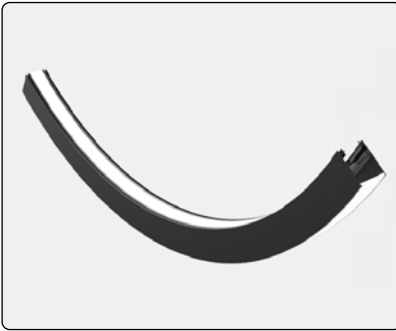
CURVILINEAR 5060

Recessed Profile System

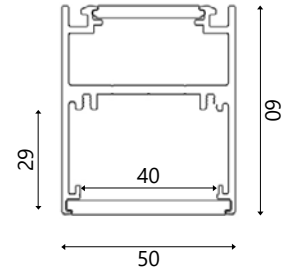
Curvilinear 5060I

(Curved - Inward Illumination - \varnothing 1500mm)

DIMENSIONS (MM)



Suspension Mounted	3-Step McAdam
ILLUMINATION Type Inward	OPERATION TEMP -20°C to 50°C!
CRI 80 90 90+	IP20
AL6063-T5 Body & PC Diffuser	5 Years warranty
DALI	RoHS
CE	



SPECIFICATIONS

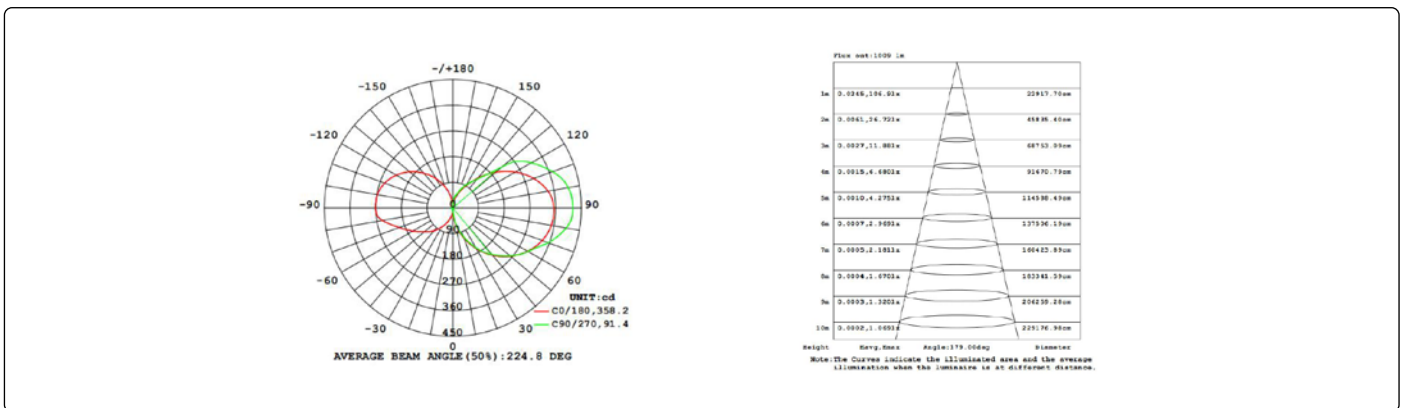
Product Code	Power Usage (W) \pm 10%	Efficacy (lm/m)	Efficiency (lm/W)	Input Voltage	360° Arc Diameter (mm)	Angular Segment
LY-LN-CV5060I-15-90-19W-①-②-③	19	2120	111.6	24V DC	1500	90°

CUSTOMIZABLE SPECIFICATIONS

① Colour Temperature	② Housing Colour	③ Dimming
23 (2300K) 27 (2700K) 30 (3000K) 40 (4000K) 50 (5000K) 60 (6000K)	WH (White) BK (Black) SI (Silver)	ND (Non-Dim) DA (DALI)

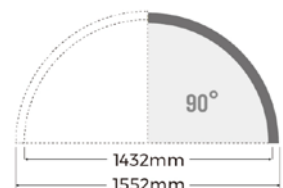
(Example Code Format: LY-LN-CV5060I-15-90-19W-23-WH-ND)

LIGHT DISTRIBUTION



DIMENSIONS (MM)

Product Code	Angular Segment	Segment Radius	Segment Circumference
LY-LN-CV5060I-15-90-19W	90°	750mm	1178mm



CURVILINEAR 5060

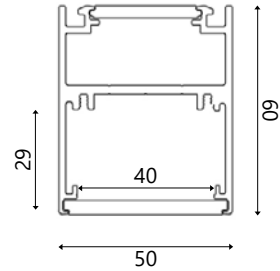
Recessed Profile System

Curvilinear 5060O
(Curved - Outward Illumination - Ø1500mm)

DIMENSIONS (MM)



Suspension Mounted	Illumination Type Outward	3-Step McAdam
CRI 80 90 90+	DALI	IP20
AL6063-T5 Body & PC Diffuser	5 Years warranty	OPERATION TEMP -20°C to 50°C!
	RoHS	CE



SPECIFICATIONS

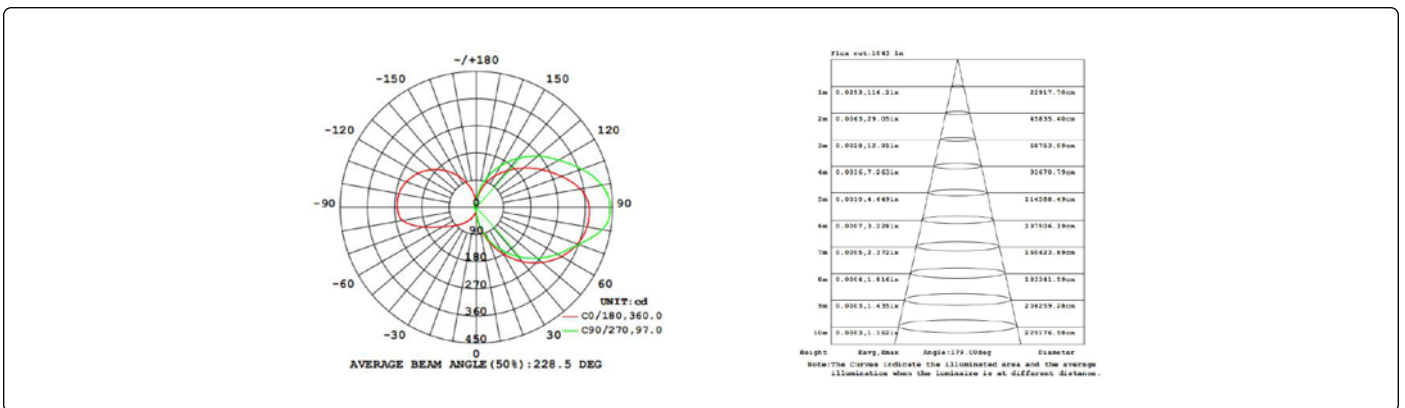
Product Code	Power Usage (W) ±10%	Efficacy (lm/m)	Efficiency (lm/W)	Input Voltage	360° Arc Diameter (mm)	Angular Segment
LY-LN-CV5060O-15-90-19W-①-②-③	19	2120	111.6	24V DC	1500	90°

CUSTOMIZABLE SPECIFICATIONS

① Colour Temperature	② Housing Colour	③ Dimming
23 (2300K) 27 (2700K) 30 (3000K) 40 (4000K) 50 (5000K) 60 (6000K)	WH (White) BK (Black) SI (Silver)	ND (Non-Dim) DA (DALI)

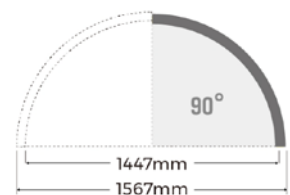
(Example Code Format: LY-LN-CV5060O-15-90-19W-23-WH-ND)

LIGHT DISTRIBUTION



DIMENSIONS (MM)

Product Code	Angular Segment	Segment Radius	Segment Circumference
LY-LN-CV5060O-15-90-19W	90°	750mm	1178mm



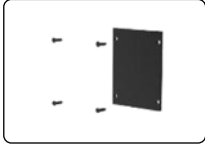
CURVILINEAR 5060

Recessed Profile System

ACCESSORIES

End-Cap

(Curvilinear 5060)



Product Code
LY-LN-CV5060-EC

Dimensions
L60 x W50 x H2mm

Screw Set

(Curvilinear 5060)




Product Code
LY-LN-CV5060-SCW

Dimensions
L50 x W3.5mm

Mounting Clip

(Curvilinear 5060)



Product Code
LY-LN-CV5060-MC

Fitting Connector

(Curvilinear 5060)



Product Code
LY-LN-CV5060-FC

Dimensions
L29.5 x W20 x H12mm

Pendant Mount

(Curvilinear 5060)



Product Code
LY-LN-CV5060-PEM

Dimensions
Ø350 x H20mm

Suspension Wire A

(Curvilinear 5060)



Product Code
LY-LN-CV5060-SW1

Dimensions
Ø1.5 x H2000/4000mm
Max. Load = 13kg

Material
Steel

Suspension Wire B

(Curvilinear 5060)



Product Code
LY-LN-CV5060-SW2

Dimensions
ØH2000mm
Max. Load = 6.5kg

Material
20AWG